

# LEGENDE :




GRENZE DES RÄUMLICHEN  
GELTUNGSBEREICHES



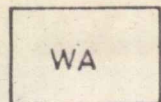
BAULINIE



BAUGRENZE



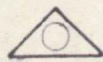
GEPLANTE GRUNDSTÜCKSGRENZEN



ALLGEMEINES WOHNGEBIET



OFFENE BAUWEISE



DOPPELHÄUSER

I


ZAHL DER VOLLGESCHOSSE

04

GRUNDFLÄCHENZAHL




GESCHOSSFLÄCHENZAHL




FAHRBAHN


GEHWEG



STRASSENBEGRENZUNGSLINIE



GARAGE FREISTEHEND




GARAGE IM GEBÄUDE

SD


SATTELDACH




KINDERSPIELEN



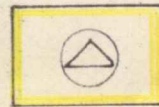
ÖFFENTL. GRÜNANLAGE



ÖFFENTL. PARKFLÄCHEN



SICHTDREIECK



UMFORMERSTATION