
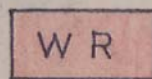










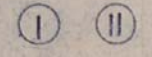
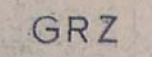
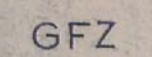


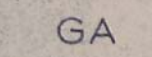


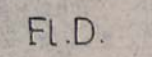


ZEICHENERKLÄRUNG

-  GRENZE DES RÄUML. GELTUNGSBEREICHES
-  REINES WOHNGEBIET
-  ALLGEMEINES WOHNGEBIET
-  BAULINIEN
-  BAUGRENZEN
-  STRASSENBEGRENZUNGSLINIEN
-  BEGRENZUNG SONSTIGER VERKEHRSLÄCHEN
-  STRASSENVERKEHRSLÄCHEN
-  WEGEFÄCHEN
-  ÖFFENTL. GRÜN
-  PRIVATES GRÜN
-  FLÄCHE FÜR STELLPLÄTZE U. GARAGEN
-  ANZAHL DER GESCHOSSE
-  GRUNDFLÄCHENZAHL
-  GESCHOSSFLÄCHENZAHL
-  NUR EINZEL- U. DOPPELHÄUSER ZULÄSSIG
-  NUR HAUSGRUPPEN
-  GARAGEN
-  AUFZUHEBENDE EIGENTUMSGRENZE
-  ~~GEH-FAHR- U. LEITUNGSRECHT (WASSERLEITUNG)~~
-  FLACHDACH

195.70
4